

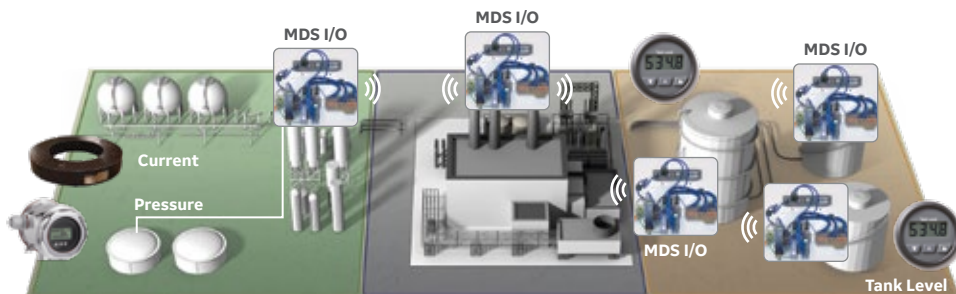
MDS I/O Solutions

Expanding the Possibilities for Data Acquisition

GE's MDS I/O Solutions offers field configurable I/O options with seamless interfacing to instrumentation, sensors, and I/O signals at any remote location. Simplicity and flexibility were at the forefront of this solution with simple configurability in an easy to use web interface for setting up your I/O signals.

Push-In Technology to simplify field wiring of the I/O signals, including an RJ45 interface or an optional fiber interface for digital protocols. The MDS I/O Solutions portfolio includes ready to install, configurable options to meet different requirements. Easily install the wall mountable solution into an existing rack or indoor location. In the case of hard to reach places, an enclosure mounted solution may be installed into an existing enclosure or into a new customized MDS-designed enclosure.

Designed to integrate with the MDS Orbit Platform, MDS I/O Solutions can provide secure, reliable wireless communications of your I/O signals across LTE, Licensed, Unlicensed, or Wi-Fi. These turn-key solutions are communications-enabled for interfacing with a variety of SCADA or EMS systems using industry standard protocols such as Modbus, DNP3, MQTT and SNMP.




Diverse Solutions



Water Tank/Well Sites and Wastewater

- Suction/Discharge Pressure
- Flow Rate
- Alarms
- Effluent Monitoring
- Open Channel Flow
- Collection System Monitoring



Communications

- Door Alarms
- Temperature Monitoring
- Generator/Fuel Level



Tank Farm Monitoring

- Product Inventory
- Overspill Protection
- Temperature Monitoring



Diverse Radio Configurations

- A diversity of 4G LTE and private cellular options for global coverage with GPS and Dual SIM
- Licensed technology with QAM, Bi-directional adaptive modulation, FEC, and advanced compression maximizes efficiency on narrowband spectrum*
- High-performance Wi-Fi (single and MIMO a/b/g/n)
- 900 MHz FHSS enables low latency and high-throughput unlicensed networks with multipoint and store-and-forward
- Fiber Interface expansion with either single or multi-mode and ST or SC connector**

Configurable I/O

Selectable I/O types

- 16 DI/DO
- 8 Analog In
- 2 Analog Out

Configuration Simplicity

- Web interface for easy I/O configuration
- I/O solutions labeled with circuit diagram
- Push-In Technology for quick assembly

Communications Enabled

- Modbus TCP Base
- Additional protocols supported;
- MQTT
- SNMP
- DNP3
- OPC-UA
- EtherNET/IP™



Technical Specifications

Enclosure Mounted I/O Solution

Dimensions	178 mm (H) x 178mm (D) x 368mm (W), 7.0" x 7.0" x 14.5"
Converter Option	With IO Converter Without IO Converter
IO Options	12 IO - 4 DI, 2 DO, 4 AI, 2 AO 26 IO - 16 DI/DO, 8 AI, 2 AO
Mounting	Designed to be installed into GE's MDS WSG-P70s or a similar sized enclosure or wall mountable

Wall Mountable I/O Solution

Dimensions	178 mm (H) x 457.0 mm (D) x 356.0 mm (W) 7.0" x 18.0" x 14.0"
Input Power Options	100-240 VAC 12, 24, and 48 VDC 110-300 VDC
Converter Options	With IO Converter Without IO Converter
IO Option	26 IO - 16 DI/DO, 8 AI, 2 AO
Radio Option	One (1) Orbit MCR

IOX-R and IOX-T General Specification

Dimensions	152mm (H) x 133mm (D) x 40mm (W) 5.98" x 5.25" x 1.575"
Temperature	Storage: -40°C to +85°C / -40°F to 176°F Operation: -40°C to +70°C / -40°F to +158°F
Humidity	0-95%, non-condensing
Input Voltage	8-30 VDC (Using Analog Outputs: 9-30VDC)
Ethernet	Connector: RJ-45 Connector Speed: 10/100 MBits, Full Duplex with Auto-Negotiation (4 wires)
USB	Model: USB 2.0 Connector: USB type A female (socket) Speed: 480 MBits/sec
RS-232	2 Wire - Tx, Rx
RS-485	2 Wires - A+, B- 120Ω termination between A-B at both ends
Approvals/Standards	CE, FCC, CSA for USA + Canada, C-Tick, A-Tick, RoHS, Hazardous Area Class 1, Division 2, EN104, optional UL508
Warranty	5 years

IOX-R - Digital Inputs

Quantity	Up to 16 (Shares with Digital Outputs)
External Voltage to V+	DI only: 8 - 30 VDC DI and DO: 11 - 30 VDC
Voltage at Input	Typical: 12 VDC Max for a LOW Level: 2.0 VDC Min for a HIGH Level: 7.4 VDC Maximum: 30 VDC
Resistance at Input	>39kΩ
Fast DI	Up to 3 Fast Digital Inputs
Counters	Up to 3 Counter Inputs (DI0, DI1, DI2) Maximum Frequency - 10 kHz with duty cycle 45-55%
Isolation	None

IOX-R - Digital Outputs

Quantity	Up to 16 (Shares with Digital Inputs)
External Voltage to V+	11 - 30 VDC
Output Type	Current Sourcing
Voltage Per Output	Maximum: 30 VDC
Current Per Output	Maximum: 625 mA up to 60°C (200 mA between 60°C-70°C)
Short Circuit Current	Typical 1.4 A, Maximum 1.9 A
Protection	Overload - Max: 35 VDC
Isolation	None

**10/100 Mbps with 2km or 30 km

For more information please contact:

GE

Grid Solutions

Worldwide Contact Center

Web: www.GEGridSolutions.com/contact

Direct Call: 1-844-379-9630

INDC.MDSInsideSales@ge.com



Imagination at work

IOX-R - Analog Inputs


Quantity	Up to 8
Options	Software configurable 4-20 mA, 1-5 VDC or 0-10 VDC
4-20 mA	Resolution: 16 bits Mode: Unipolar Model: Passive Input Precision: 0.1% @ 25°C, 0.2% over temperature range Input Impedance: 249 Ω (typical)
1-5 VDC	Resolution: 16 bits Mode: Unipolar Model: Passive Input Precision: 0.1% @ 25°C, 0.2% over temperature range Input Impedance: 60 kΩ (typical)
0-10 VDC	Resolution: 16 bits Mode: Unipolar Model: Passive Input Precision: 0.1% @ 25°C, 0.2% over temperature range Input Impedance: 60 kΩ (typical)
Isolation	None

IOX-R - Analog Outputs

Quantity	Up to 2
Option	4 - 20 mA
Resolution	16 bits
Mode	Unipolar
Model	Active output
Precision	0.1% @ 25°C, 0.2% over temperature range
Voltage at Output	Vin (or Vbat) - 5 V
Current at Output	22 mA
Output Impedance Limit	$\leq \frac{V_{in} - 5V}{22mA}$
Isolation	No Isolation

IOX-T Converter Module Specifications

Protocol Options	Modbus, DNP3, MQTT, OPC-UA, Allen Bradley EtherNET/IP, SNMP
------------------	---



GEGridSolutions.com

IEC is a registered trademark of Commission Electrotechnique Internationale. IEEE is a registered trademark of the Institute of Electrical Engineers, Inc. Modbus is a registered trademark of Schneider Automation. NERC is a registered trademark of North American Electric Reliability Council. NIST is a registered trademark of the National Institute of Standards and Technology.

GE, the GE monogram and Grid Solutions are trademarks of the General Electric Company.

GE reserves the right to make changes to specifications of products described at any time without notice and without obligation to notify any person of such changes.

Copyright 2020, General Electric Company. All Rights Reserved.

All other trademarks are property of their respective owners..

GEA-33169(E)
English
200903